

# ***Coast Area Waste***

***Island Wood Industry Forum - March 23, 2018***

Alan Rudson

Coast Area Pricing – Section Head

Ministry of Forests, Lands, Natural Resources and Rural Development

# What is Waste

- Merchantable Crown timber, whether standing or felled, that remains on site upon the completion of primary logging.
- Waste surveys are the process to assess the volume of waste.
  - Carried out by licensees
  - Ministry conducts field verifications ~ 5%

# Types of Waste

- Unavoidable or Avoidable
- Dispersed or Accumulations

## Waste Includes

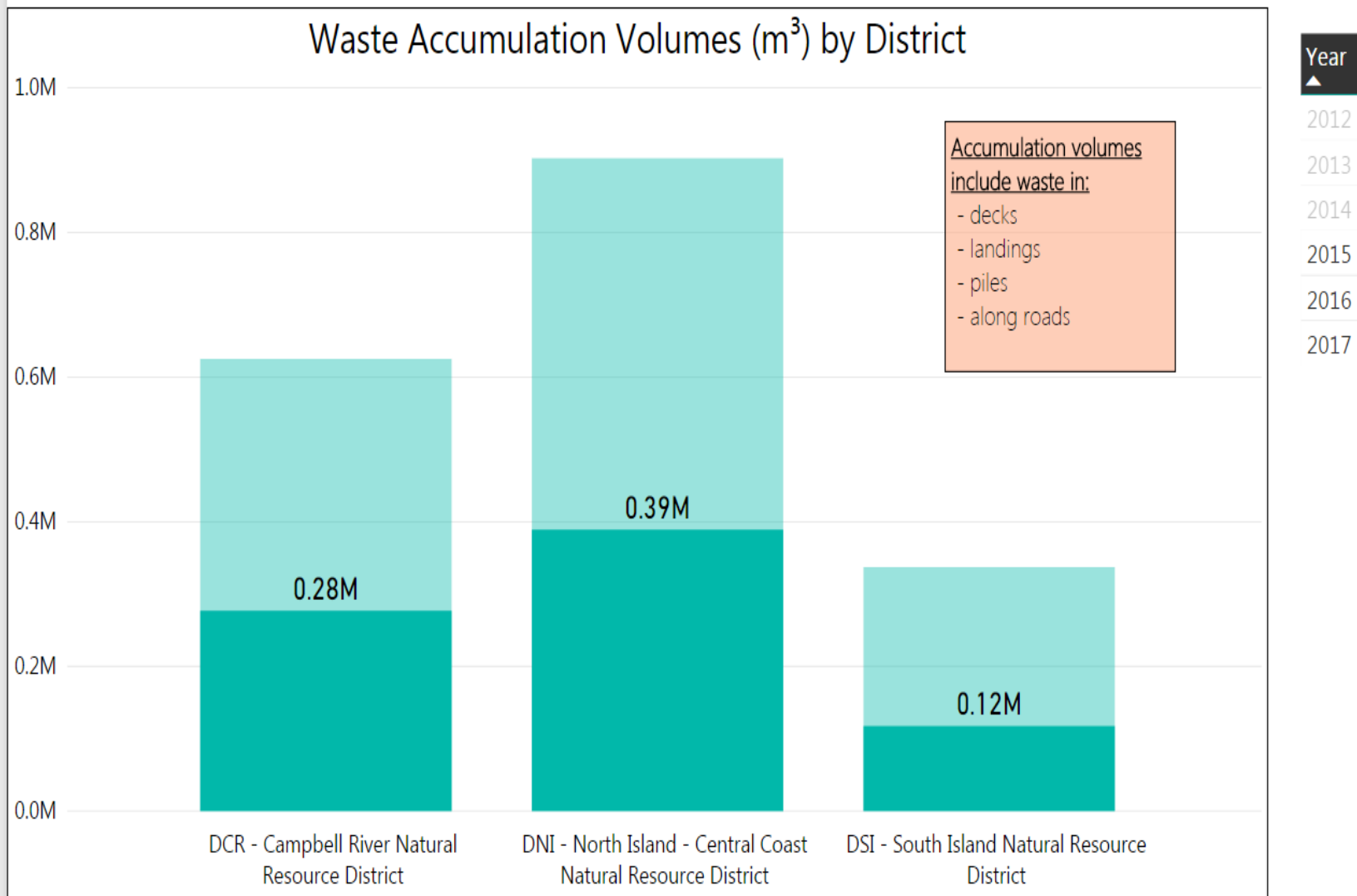
- Standing Timber
  - Breakage
- Logs, Portions of Logs and slabs

- High stumps
- Bucking waste
- Abandoned decked timber

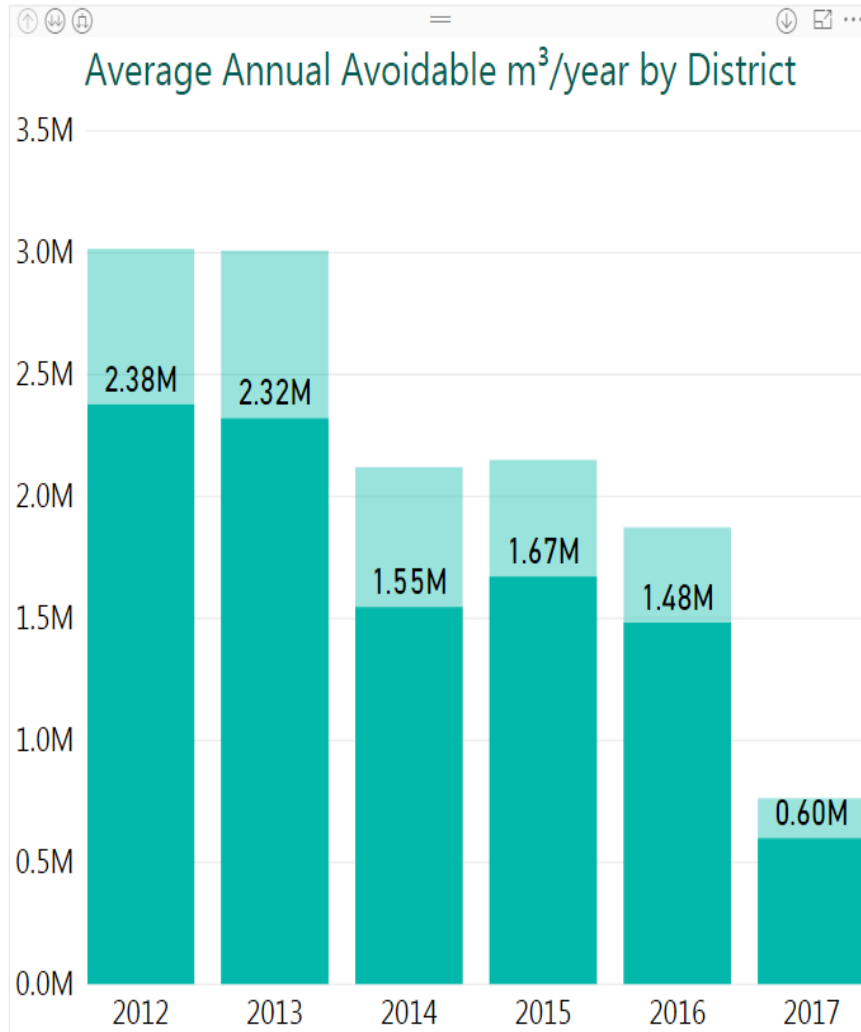
# Waste Levels

- Waste levels in **Coast Area** have risen over the last decade:
  - Ave. avoidable waste (monetary billing)  $\sim 110 \text{ m}^3/\text{ha}$
  - Waste accounts for  $\sim 2.6$  mil cubic  $\text{m}^3/\text{year}$ ,  
or about  $1 \text{ m}^3$  for every  $4.25 \text{ m}^3$  cut and removed
- In general, levels of waste vary depending upon location and harvest method:
  - Remote sites = Higher waste.
  - Helicopter logging operations = Higher waste.
  - Higher cost logging/transportation = Higher waste.

## COAST AREA - 2012 - 2017



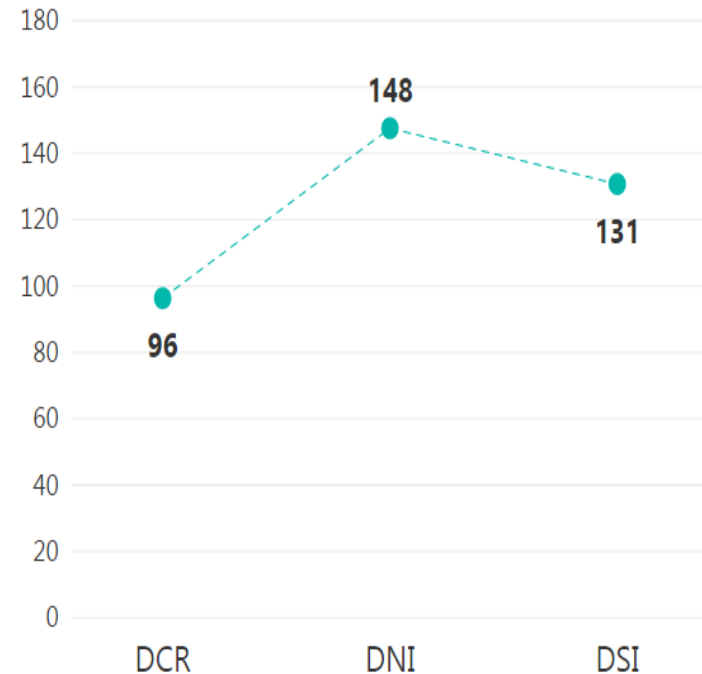
## Coast Area Waste Summary 2012 to 2017



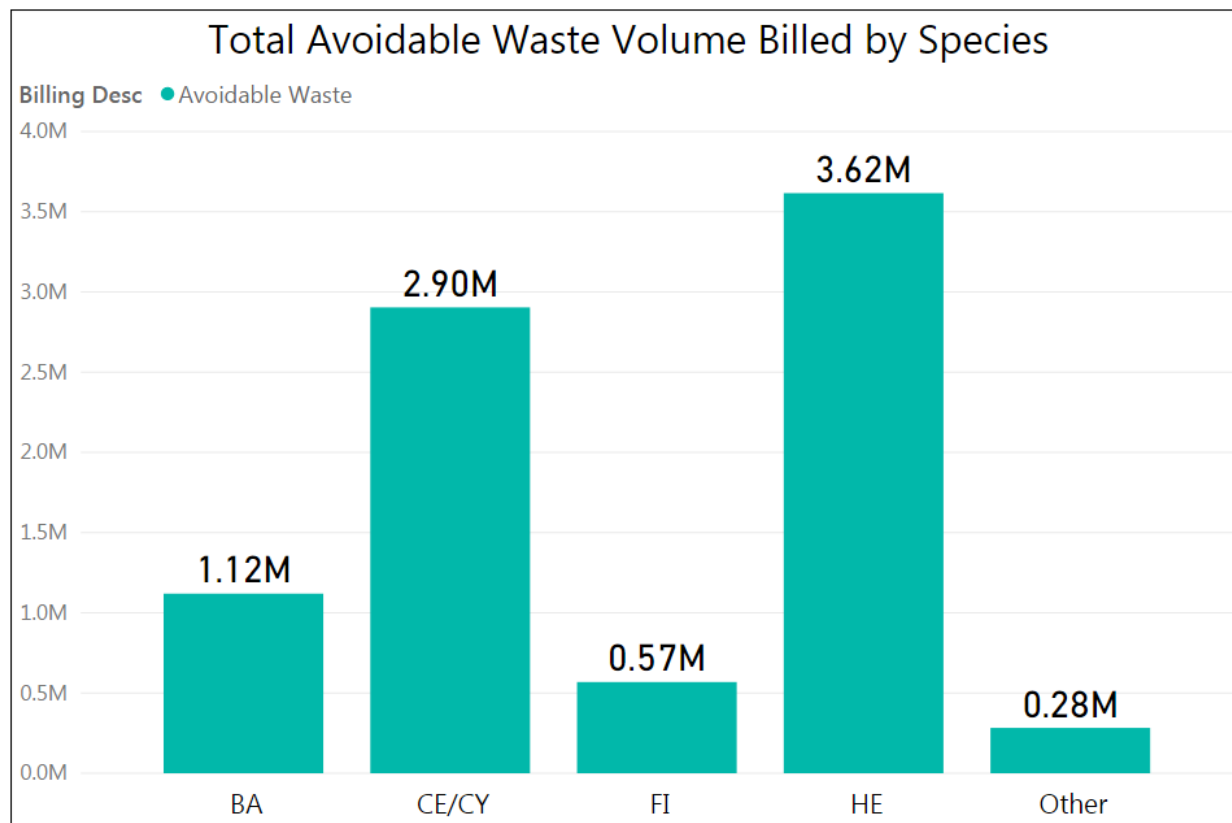
DCK DCR DHG DNI DSC DSI DSQ

2012 2013 2014 2015 2016 2017

Avoidable m<sup>3</sup>/ha by District



# COAST AREA 2013 - 2017



Billing Year

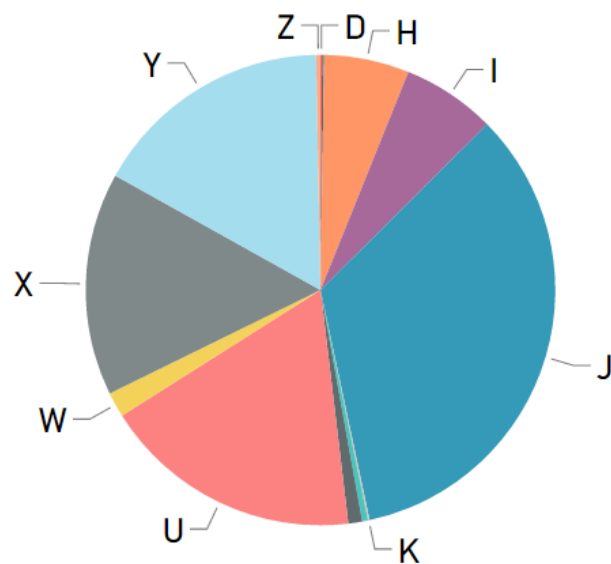
- ☐ 2013
- ☐ 2014
- ☐ 2015
- ☐ 2016
- ☐ 2017

District Harv...

- ☐ DCK
- ☒ DCR
- ☒ DNI
- ☐ DQC
- ☐ DSC
- ☒ DSI
- ☐ DSQ

# COAST AREA 2013 - 2017

Total Avoidable Volume Billed by Grade



## Grouping

- BA
- CE/CY
- FI
- HE
- Other

## Billing Year

- 2013
- 2014
- 2015
- 2016
- 2017

## District Harvested C...

- DCK
- DCR
- DNI
- DQC
- DSC
- DSI
- DSQ

Total Volume Billed by Grade

